


LESSON 1

IDENTIFY FAMILY MEMBERS



ESTER SILVA

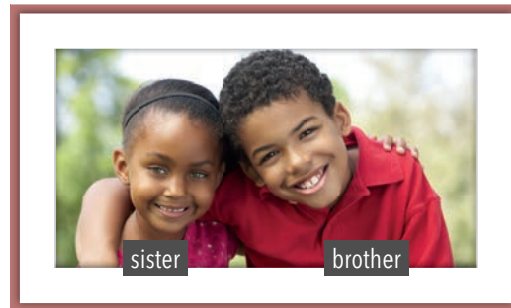
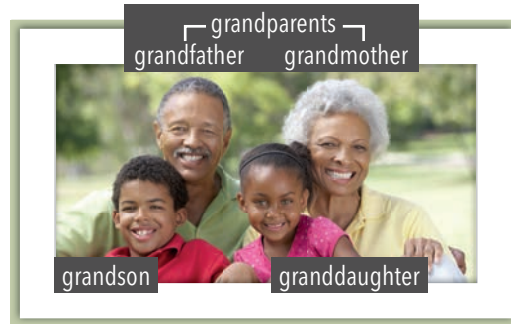

@EsterS

My friend Pedro is here today.



1 VOCABULARY Family relationships

A 02-01 Listen. Then listen and repeat.



B Look at the words in 1A. Complete the chart. Write family words in the correct column.

Male ♂	Female ♀	Male + Female ♂♀
father		

C PAIRS Show some family pictures. Say who they are.



2 GRAMMAR Possessive adjectives; Questions with *who* and *what*

Possessive adjective	Noun		Questions with <i>who</i> and <i>what</i>
My			<i>Who is = Who's</i> <i>What is = What's</i> A: Who's that? B: That's my brother. A: What's his name? B: His name is Cole.
Your			
His	family	is happy.	
Her			
Our	friends	are nice.	
Your			
Their			

Notes

- Use *its* for one thing.
TSW Media is a big company. Its offices are in New York.
- Use *their* for more than one thing. *Those companies are great. Their workers are nice.*

>> FOR PRACTICE, GO TO PAGE 107



3 PRONUNCIATION

- A** ▶02-03 Listen. Notice the pronunciation of *th* in these words. Then listen and repeat.

that they mother father

Who's that? This is my brother. That's her grandmother.

- B** ▶02-04 Look at each pair of words. Listen and circle the word you hear.

1. they / day 2. these / D's 3. these / Z's 4. they / day

- C** **PAIRS** Point to a photo in 1A. Explain who the people are.
In this photo there is a mother and father.

The voiced *th* sound /ð/

To say the *th* sound in *that* and *they*, put your tongue between your teeth. Use your voice to make the *th* sound.

4 CONVERSATION



- A** ▶02-05 Listen or watch. Check (✓) all correct answers.

- Who are Ester and Pedro talking about?
☒ Pedro's family ☐ Ester's family ☐ Pedro's mother
- What family members do they talk about?
☒ father ☒ sister ☐ mother
☒ grandfather ☒ brother ☐ daughter



- B** ▶02-06 Listen or watch. Complete the conversation.



Ester: _____ that?

Pedro: That's my father.

Ester: Oh! _____ his name?

Pedro: His name is Eddy.

Ester: And who's that?

Pedro: That's _____ sister. Her name is Amelia.

- C** ▶02-07 Listen and repeat. Then practice with a partner.



5 TRY IT YOURSELF

- A** **MAKE IT PERSONAL** Ask and answer questions about your families.

Use your photos.

A: Who's that?

B: That's my sister.

A: What's her name?

B: Her name is Mei.

- B** **GROUPS** Show your photos. Tell your group about your family.

This is my sister. Her name is Mei.

This is my son. His name is Bo.

■ I CAN IDENTIFY FAMILY MEMBERS.

